

TECHNICAL SPECIFICATION

High breaking capacity level moulded case circuit breakers (MCCB) DS1 MAX to 800A-electronic type



Function

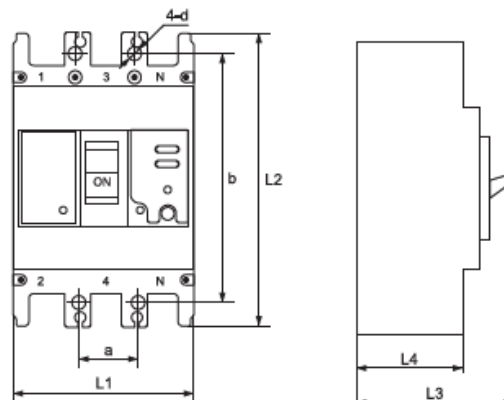
- high breaking capacity level
- switching on/off heavily loaded electrical circuits
- breaking of electrical circuits and control of powerful consumers
- can be used as a main breaker in housing or industrial distributing installations
- endures high currents of short circuit in the protected circuit
- remarkable with high reliability of current characteristics
- control: manual

- possibilities for electrical module parameters adjustment through direct modules (combination of keys) thus providing accurate protection from overload and short circuit
- simultaneous protection of the three phases
- possibility for auxiliary devices mounting for automation
- contactor for TT test 15V DC

Technical data

- Rated operating voltage: 690V; 50/60Hz
- Isolating voltage: 2000V
- Surge voltage wear resistance: $\geq 8000V$
- Joining terminal: flat (tunnel) screw terminal
- Connecting:
 - rigid or flexible conductors
 - front conductors joining
 - possibility for mounting to lengthening terminal
- Electrical wear resistance (number of cycles): ≥ 10000
- Mechanical wear resistance (number of cycles): ≥ 20000
- IP code: IP>20
- Abnormal heating wear resistance and fire of the outer parts: 960°C
- Mounting: vertical; joining with bolts
- Plastic material of UV rays and non-flammable
- Test button
- Ambient temperature: $-20^{\circ} \div +65^{\circ}C$

Dimensions

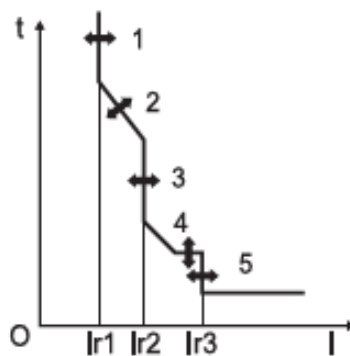


Type	L1	L2	L3	L4	a	b	d
DS1 MAX - 400E 3P	150	257	146	106	44	194	7
DS1 MAX - 630E 3P	182	270	155	116	116	200	7
DS1 MAX - 800E 3P	210	280	155	116	70	243	7
DS1 MAX - 400E 4P	198	257	146	106	44	194	7
DS1 MAX - 630E 4P	240	270	155	116	116	200	7
DS1 MAX - 800E 4P	280	280	155	116	70	243	7

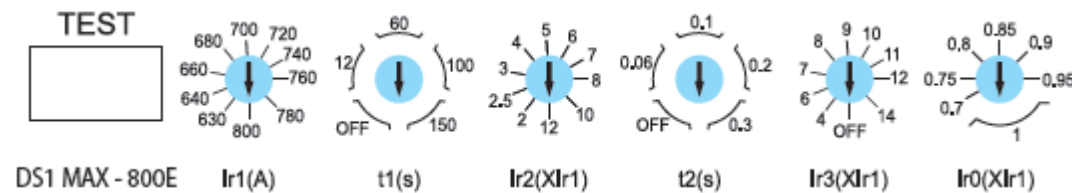
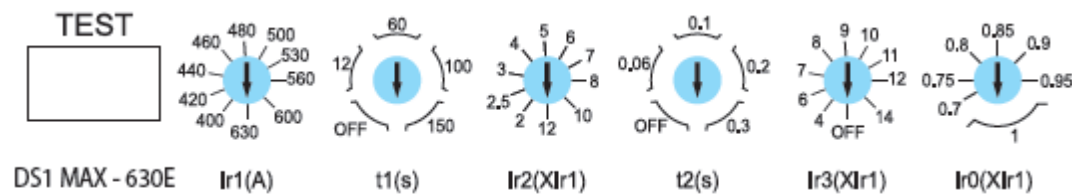
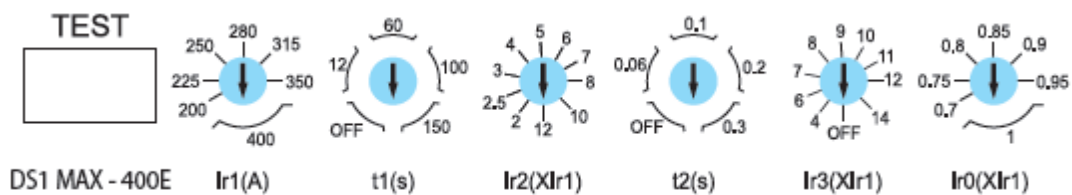
Variants

Type	Rated current I_n (A)	Operating breaking capacity I_{cs} (kA)	Maximum breaking capacity I_{cu} (kA)		Thermal current adjustment (A)	Packing / Box (pcs)	Catalogue number three- poles	Catalogue number four- poles
			415V	690V				
DS1 MAX- 400E	400	50	85	30	200 - 400	1 / 3	44940MH	444940MH
DS1 MAX- 630E	630	50	85	30	400 - 630	1 / 2	44963MH	444963MH
DS1 MAX- 800E	800	65	100	50	630 - 800	1 / 2	44980MH	444980MH

Protecting functions



- Ir1 (A) Over-load long time delay action current Ir1 adjustment, according to the different rated current of MCB that can be adjusted from 4 to 10 gear.
- t1 (s) Long time delay action time t1 adjustment, can be adjusted 4 gear.
- Ir2 (XIr1) Short circuit short time delay action time Ir2 adjustment, can be adjusted 10 gear.
- t2 (s) Short time delay action time t2 adjustment, can be adjusted 4 gear.
- Ir3(XIr1) Short circuit instantaneous action current Ir3 adjustment, can be adjusted 8 gear or 9 gear or 10 gear
- Ir0 (XIr1) Pre-alarm action current Ir0 adjustment, can be adjusted 7 gear.



Standards

EN 60947-1

EN 60947-2